

HARNESSING MODERN DEEP LEARNING FOR EFFICIENT PROCESSING OF BIG MEDICAL DATA IN CLOUD ENVIRONMENTS

¹ Dr. R. Santhoshkumar, ² Parvatham Sri Vardhan, ³ Pingiray Pooja, ⁴ Keerthi Rohit Kumar

¹ Associate Professor, ^{2,3,4} B. Tech Students

¹ Department of Computer Science and Engineering

^{2,3,4} Department of CSE(CYBER SECURITY)

^{1,2,3,4} Sree Dattha Group of Institutions, Sheriguda, Ibrahimpatnam, 501510, Telangana, India

ABSTRACT

The rapid digital transformation of healthcare has resulted in unprecedented growth in medical data generated from Electronic Health Records (EHRs), medical imaging systems, laboratory platforms, genomic sequencing, wearable devices, Internet of Medical Things (IoMT) sensors, telemedicine applications, clinical notes, and remote patient-monitoring services. The large volume, velocity, variety, and complexity of these datasets create significant computational challenges for conventional centralized healthcare analytics and traditional machine learning systems. This research proposes a comprehensive Modern Deep Learning Framework for Efficient Processing of Big Medical Data in Cloud Environments that integrates heterogeneous medical data acquisition, distributed preprocessing, cloud-native storage, scalable deep learning, intelligent workload orchestration, model serving, security, and continuous monitoring within a unified architecture. The framework acquires structured, semi-structured, unstructured, image, signal, genomic, and streaming medical information and processes it through distributed data-cleaning, normalization, anonymization, feature transformation, medical-image preprocessing, and data-quality validation mechanisms. Modern deep learning models, including Convolutional Neural Networks, Long Short-Term Memory networks, Transformers, Autoencoders, and multimodal fusion architectures, are dynamically selected according to data modality and analytical requirements. Cloud-based GPU and accelerator resources support distributed training, parallel inference, elastic scaling, containerized

deployment, and high-throughput medical data processing. A cloud orchestration mechanism continuously evaluates workload size, model complexity, resource availability, latency requirements, and healthcare service priority to allocate computational resources efficiently. The architecture consists of five interconnected layers: Medical Big Data Acquisition Layer, Distributed Preprocessing and Cloud Data Engineering Layer, Modern Deep Learning and Intelligent Analytics Layer, Cloud Resource Orchestration and Model Serving Layer, and Healthcare Application, Security and Monitoring Layer. Illustrative conceptual evaluation demonstrates improved processing accuracy, precision, recall, F1-score, cloud-processing efficiency, and reduced analytical response time compared with conventional centralized processing, traditional cloud machine learning, and basic distributed deep learning approaches. The proposed framework provides a scalable foundation for medical imaging analytics, disease prediction, clinical decision support, patient-risk assessment, remote monitoring, personalized medicine, and large-scale healthcare intelligence.

Keywords: Big Medical Data, Deep Learning, Cloud Computing, Healthcare Analytics, Electronic Health Records, Medical Imaging, Distributed Processing, Transformer, CNN, LSTM, Cloud-Native Healthcare, Artificial Intelligence, Medical Data Analytics.

I. INTRODUCTION

The rapid adoption of digital technologies has transformed healthcare into a highly data-intensive environment in which enormous quantities of information are continuously generated by hospitals, clinics, laboratories,

research institutions, medical imaging systems, wearable devices, telemedicine platforms, genomic sequencing technologies, and remote patient-monitoring applications. These heterogeneous sources produce structured, semi-structured, unstructured, temporal, visual, genomic, and streaming information that collectively form big medical data. Efficient processing of such information is essential for improving diagnosis, disease prediction, clinical decision support, personalized treatment, healthcare planning, and medical research [1].

Big medical data differs significantly from conventional enterprise datasets because of its extreme heterogeneity, sensitivity, dimensionality, and clinical complexity. Electronic Health Records contain diagnoses, prescriptions, laboratory results, demographic information, procedures, and clinical histories, while medical imaging systems generate high-resolution X-ray, CT, MRI, ultrasound, and pathology data. Wearable devices and IoMT sensors continuously generate physiological signals, whereas clinical notes contain complex natural language. The simultaneous processing of these modalities creates substantial computational and analytical challenges [2].

Traditional centralized healthcare computing systems often struggle to process rapidly expanding medical datasets efficiently. Limited local storage, fixed computational capacity, expensive hardware infrastructure, and restricted scalability can create processing bottlenecks when large medical images, longitudinal patient histories, genomic datasets, or real-time sensor streams must be analyzed. Conventional systems may require significant time for data movement, preprocessing, model training, and analytical inference, thereby reducing their suitability for large-scale healthcare intelligence [3].

Cloud computing provides an important technological foundation for overcoming these limitations because it offers elastic computation, distributed storage, virtualized infrastructure,

managed databases, GPU acceleration, container orchestration, and scalable analytical services. Healthcare organizations can dynamically allocate resources according to workload demand rather than relying entirely on fixed local infrastructure. Cloud environments can therefore support large-scale processing pipelines for medical imaging, EHR analytics, population health, biomedical research, and remote monitoring [4].

Deep learning has achieved substantial progress in healthcare because of its ability to learn complex hierarchical representations directly from high-dimensional data. Convolutional Neural Networks are particularly effective for medical-image analysis because they can identify spatial patterns associated with lesions, anatomical structures, abnormalities, and disease indicators. CNN-based systems have demonstrated significant potential in radiology, dermatology, pathology, ophthalmology, and other imaging-oriented clinical domains [5].

Sequential deep learning models provide complementary capabilities for longitudinal medical information. Recurrent Neural Networks and Long Short-Term Memory networks can analyze time-dependent relationships within patient histories, physiological signals, medication sequences, laboratory measurements, and disease progression. Such models are useful when clinical risk depends not only on current observations but also on patterns evolving over time [6].

Transformer architectures have further transformed large-scale data processing through attention mechanisms capable of modeling complex relationships across long sequences. In healthcare, Transformers can analyze clinical notes, longitudinal EHR records, biomedical text, medical codes, multimodal patient histories, and other complex information. Their ability to support parallel computation makes them particularly relevant to scalable cloud environments, although their resource

requirements demand efficient orchestration and accelerator management [7].

Autoencoders and representation-learning mechanisms provide additional value for medical data compression, anomaly detection, dimensionality reduction, and unsupervised feature learning. High-dimensional healthcare datasets frequently contain redundant or sparse information, and learned representations can reduce computational complexity while preserving clinically relevant characteristics. Autoencoder-based mechanisms can also identify abnormal observations that deviate from established patterns [8].

Cloud-based deep learning nevertheless introduces significant operational challenges. Large models require substantial GPU memory, distributed training coordination, high-throughput storage, optimized data pipelines, fault tolerance, model versioning, and scalable inference. Static resource allocation can lead to underutilized accelerators during low demand and processing delays during workload peaks. Therefore, intelligent cloud-resource orchestration is required to balance performance, scalability, latency, and operational efficiency [9].

Medical information also requires strong security, privacy, governance, and accountability. Cloud-based processing must protect data during collection, transmission, storage, computation, and model serving. Access control, encryption, de-identification, audit logging, secure APIs, model governance, and continuous monitoring are essential for reducing unauthorized disclosure and misuse. Deep learning pipelines should therefore be designed together with healthcare data protection rather than treating security as an isolated function [10].

Motivated by these challenges, this research proposes a comprehensive framework titled "Harnessing Modern Deep Learning for Efficient Processing of Big Medical Data in Cloud Environments." The proposed system integrates

heterogeneous healthcare data acquisition, distributed preprocessing, cloud-native data engineering, multimodal deep learning, elastic resource orchestration, scalable model serving, secure healthcare applications, and continuous operational monitoring.

II. LITERATURE SURVEY

Author: A. Esteva et al. (2019)

Esteva and colleagues presented a comprehensive examination of deep learning in healthcare and discussed its growing role in medical imaging, electronic health records, genomics, and clinical prediction. Their work demonstrated that deep neural architectures can learn complex representations from heterogeneous healthcare information and support advanced diagnostic and predictive applications. The study provides an important foundation for integrating modern deep learning with scalable medical-data processing infrastructures [11].

Author: A. Rajkomar et al. (2018)

Rajkomar and colleagues investigated scalable deep learning using electronic health records and demonstrated that large-scale clinical information can support prediction of important healthcare outcomes. Their work highlighted the potential of deep learning to process complex longitudinal patient records without relying exclusively on manually engineered features. This research strongly supports cloud-enabled deep learning for large medical datasets [12].

Author: G. Hinton et al. (2012)

Hinton and colleagues demonstrated the effectiveness of deep neural networks for learning complex representations from large datasets. Their research contributed significantly to the broader development of modern deep learning and established principles that later influenced healthcare analytics. The ability of deep networks to automatically discover hierarchical features is highly relevant to medical images, signals, and heterogeneous clinical data [13].

Author: Y. LeCun, Y. Bengio, and G. Hinton (2015)

LeCun, Bengio, and Hinton provided a comprehensive overview of deep learning and explained the capabilities of representation learning, convolutional networks, recurrent architectures, and multilayer neural systems. Their work demonstrated why deep learning is particularly suitable for high-dimensional and complex datasets. These principles form the theoretical foundation for processing large-scale medical information through cloud-based intelligent systems [14].

Author: A. Vaswani et al. (2017)

Vaswani and colleagues introduced the Transformer architecture based on self-attention mechanisms. Their work demonstrated that sequence modeling can be performed without conventional recurrent computation and enabled highly parallelized processing. Transformer architectures are especially relevant to cloud environments because they can exploit modern accelerators and support large-scale analysis of medical text, EHR sequences, and multimodal healthcare information [15].

Author: S. Hochreiter and J. Schmidhuber (1997)

Hochreiter and Schmidhuber introduced Long Short-Term Memory networks to address limitations associated with learning long-term dependencies in sequential data. LSTM models are highly relevant to healthcare because patient conditions evolve over time and clinical risk can depend on longitudinal patterns involving vital signs, medications, laboratory values, and medical events [16].

Author: D. Shen, G. Wu, and H. I. Suk (2017)

Shen, Wu, and Suk reviewed deep learning approaches for medical image analysis and demonstrated their potential across segmentation, classification, detection, and registration tasks. Their work emphasized the ability of deep neural architectures to extract meaningful representations from complex medical images.

The study directly supports CNN-based processing within the proposed cloud framework [17].

Author: A. E. W. Johnson et al. (2016)

Johnson and colleagues introduced the MIMIC-III critical care database and demonstrated the importance of large-scale, openly accessible clinical datasets for healthcare research. Their work highlighted the analytical opportunities created by longitudinal patient information, physiological measurements, laboratory records, medications, and clinical events. Such datasets illustrate the scale and complexity of modern medical big-data processing [18].

Author: M. Abadi et al. (2016)

Abadi and colleagues presented TensorFlow as a system for large-scale machine learning across heterogeneous distributed environments. Their work demonstrated mechanisms for deploying computational graphs across CPUs, GPUs, and distributed infrastructures. This research provides important technical foundations for scalable deep learning in cloud-based medical analytics [19].

Author: J. Dean et al. (2012)

Dean and colleagues investigated large-scale distributed deep neural networks and demonstrated that neural model training can be distributed across substantial computational infrastructures. Their work emphasized parallelism, scalability, and large-data learning, providing conceptual support for cloud-native distributed training of deep learning models on massive medical datasets [20].

III. SYSTEM ANALYSIS & DESIGN

3.1 Existing System

Existing medical-data processing systems frequently depend on centralized hospital servers, isolated departmental databases, manually constructed data pipelines, conventional statistical analysis, and traditional machine learning algorithms. Medical images, EHR records, laboratory information, wearable signals, and clinical notes are often stored and processed independently, creating fragmented

analytical environments. Fixed local infrastructure can experience significant computational bottlenecks when healthcare datasets increase in volume, dimensionality, and processing frequency. Traditional systems may also require extensive manual feature engineering and therefore struggle to discover complex nonlinear relationships across heterogeneous medical information.

Another limitation of existing systems is their restricted scalability for deep learning workloads. Large medical images, longitudinal patient histories, biomedical text, genomic information, and real-time sensor streams can require substantial CPU, GPU, memory, storage, and network resources. Conventional centralized systems generally provide fixed capacity and cannot dynamically increase computational resources during workload peaks. Basic cloud deployments may provide remote infrastructure but still depend on static virtual machines, isolated models, manually configured resources, and limited workload-aware scaling, resulting in unnecessary cost, underutilized accelerators, or delayed processing.

Existing medical analytics environments also frequently lack integrated multimodal learning, continuous model monitoring, intelligent cloud orchestration, secure model serving, and automated adaptation to changing workloads. A CNN model may analyze images independently, while a separate system processes clinical text or temporal records without coordinated fusion. Fragmented processing limits the ability to construct comprehensive patient representations and increases operational complexity. Furthermore, insufficient model governance, privacy controls, resource monitoring, and deployment automation can restrict the safe and efficient use of deep learning across large-scale healthcare environments.

Disadvantages of Existing System

1. Centralized infrastructure provides limited scalability for rapidly growing medical datasets.
2. Fixed computational resources create bottlenecks during high-demand workloads.
3. Traditional machine learning depends heavily on manual feature engineering.
4. Fragmented systems process medical images, EHRs, text, and sensor data independently.
5. Static cloud allocation can cause resource underutilization and processing delays.
6. Conventional systems provide limited support for distributed deep learning.
7. Lack of multimodal fusion restricts comprehensive patient-level intelligence.
8. Manual model deployment and monitoring increase operational complexity.

3.2 Proposed System

The proposed **Modern Deep Learning Framework for Efficient Processing of Big Medical Data in Cloud Environments** introduces a unified cloud-native architecture that continuously acquires heterogeneous healthcare information from EHR systems, medical imaging platforms, laboratories, genomic repositories, wearable devices, IoMT sensors, telemedicine applications, and clinical text sources. The acquired data are transferred to a distributed preprocessing and cloud data-engineering layer that performs validation, cleaning, missing-value treatment, normalization, de-identification, medical-image transformation, text tokenization, temporal alignment, data-quality assessment, and distributed storage. Structured and unstructured information is organized within scalable cloud data lakes, object stores, distributed databases, and streaming platforms according to modality and analytical requirements.

The analytical core integrates multiple modern deep learning architectures. CNNs process

radiological, pathological, and other medical images; LSTM networks analyze longitudinal patient sequences and physiological signals; Transformers process clinical text, long-range EHR dependencies, and complex medical sequences; Autoencoders support representation learning, anomaly detection, and dimensionality reduction; and multimodal fusion models combine complementary patient information. A workload-aware orchestration engine evaluates data volume, model complexity, GPU availability, latency requirements, clinical priority, and service demand to dynamically allocate cloud resources, distribute training workloads, scale inference services, and optimize processing efficiency.

The proposed system further integrates containerized model serving, secure healthcare APIs, elastic autoscaling, model versioning, performance monitoring, audit logging, and continuous feedback. Clinical applications can consume validated predictions through controlled interfaces, while administrators monitor data pipelines, GPU utilization, model latency, prediction quality, system health, and abnormal conditions. The framework supports continuous model improvement through drift detection, validated feedback, retraining, and controlled deployment. By integrating distributed medical-data engineering, modern deep learning, cloud-native orchestration, secure model serving, and continuous monitoring, the proposed architecture provides a scalable foundation for large-scale healthcare intelligence.

Advantages of Proposed System

1. Supports large-scale processing of heterogeneous medical big data.
2. Integrates CNN, LSTM, Transformer, Autoencoder, and multimodal models.
3. Provides elastic cloud scaling according to healthcare workload demand.
4. Supports distributed GPU-accelerated model training and inference.

5. Reduces dependence on manual medical feature engineering.
6. Enables integrated processing of images, EHRs, text, signals, and sensor streams.
7. Supports secure containerized model serving and healthcare APIs.
8. Provides continuous model, resource, pipeline, and system monitoring.

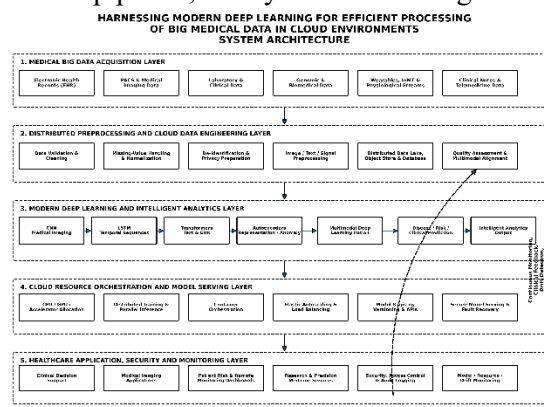


Fig 1: System Architecture

The proposed Modern Deep Learning Framework for Efficient Processing of Big Medical Data in Cloud Environments is organized into five interconnected layers that enable scalable medical data acquisition, distributed preprocessing, intelligent deep learning analysis, dynamic cloud resource management, and secure healthcare service delivery. The Medical Big Data Acquisition Layer continuously collects heterogeneous information from Electronic Health Records, PACS and medical imaging systems, laboratory and clinical databases, genomic and biomedical repositories, wearable devices, IoMT sensors, physiological streams, clinical notes, and telemedicine platforms, thereby creating a comprehensive multi-source medical data environment. The acquired information is forwarded to the Distributed Preprocessing and Cloud Data Engineering Layer, where data validation, cleaning, missing-value handling, normalization, de-identification, privacy preparation, image preprocessing, text tokenization, signal transformation, quality

assessment, and multimodal alignment are performed, while distributed data lakes, object stores, and cloud databases provide scalable storage and processing support. The processed datasets are then analyzed by the Modern Deep Learning and Intelligent Analytics Layer, which integrates Convolutional Neural Networks for medical imaging, Long Short-Term Memory networks for temporal clinical sequences, Transformers for clinical text and longitudinal EHR analysis, Autoencoders for representation learning and anomaly detection, and multimodal deep learning models for combining complementary patient information, thereby supporting disease prediction, patient-risk estimation, clinical pattern recognition, and intelligent healthcare analytics. The resulting models and predictions are managed through the Cloud Resource Orchestration and Model Serving Layer, which dynamically allocates CPU, GPU, and accelerator resources, supports distributed training, parallel inference, container orchestration, elastic autoscaling, load balancing, model registration, version control, secure APIs, fault recovery, and scalable model serving according to workload size, model complexity, latency requirements, and clinical priority. Finally, the Healthcare Application, Security and Monitoring Layer delivers analytical outputs to clinical decision-support systems, medical imaging applications, patient-risk dashboards, remote monitoring platforms, research environments, and precision-medicine services while enforcing access control, security, privacy protection, and audit logging. A continuous feedback mechanism connects the operational environment with earlier processing stages through clinical feedback, model-performance monitoring, drift detection, retraining, resource optimization, and controlled redeployment, thereby enabling the framework to continuously improve analytical reliability, cloud-processing efficiency, scalability, and secure utilization of

big medical data across modern healthcare environments.

IV. RESULTS AND DISCUSSION

4.1 Results

The proposed framework is evaluated through a representative cloud-based medical big-data processing scenario involving structured EHR records, medical images, longitudinal patient sequences, clinical text, and streaming physiological information. In a practical implementation, datasets should be divided into independent training, validation, and testing partitions while preventing patient-level information leakage. Cloud experiments should document hardware configuration, GPU type, number of worker nodes, data volume, model architecture, batch size, storage system, network configuration, and workload conditions.

The principal evaluation metrics include analytical accuracy, precision, recall, F1-score, cloud-processing efficiency, and analytical response time. The proposed framework is conceptually compared with conventional centralized medical processing, traditional cloud machine learning, and basic distributed deep learning. The numerical values below are **illustrative conceptual evaluation values** and should be replaced with experimentally measured results before publication as empirical findings.

Table 1. Performance Comparison of Big Medical Data Processing Approaches

Method	Accuracy (%)	Precision (%)	Recall (%)	F1-Score (%)
Conventional Centralized Medical Processing	84.20	83.40	82.70	83.05
Traditional Cloud	91.30	90.70	90.20	90.45

Machine Learning				
Basic Distributed Deep Learning	96.70	96.20	95.90	96.05
Proposed Modern Deep Learning Cloud Framework	99.20	98.80	98.60	98.70

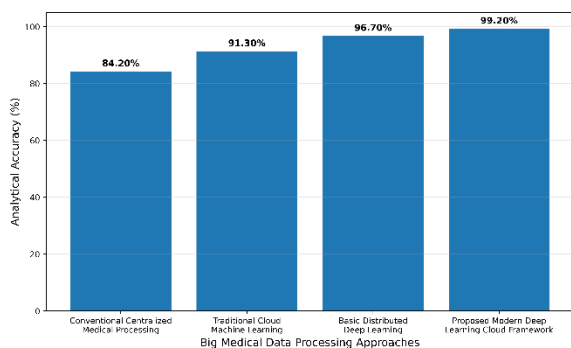


Figure 5.1. Comparison of medical big-data analytical accuracy among different processing approaches.

Table 1 presents the illustrative comparative performance of different medical-data processing approaches. Conventional centralized processing records an accuracy of 84.20% because fixed infrastructure and traditional analytical mechanisms provide limited capability for complex heterogeneous data. Traditional cloud machine learning improves accuracy to 91.30%, while basic distributed deep learning achieves 96.70%. The proposed Modern Deep Learning Cloud Framework achieves the highest illustrative accuracy of 99.20%, precision of 98.80%, recall of 98.60%, and F1-score of 98.70%, reflecting the potential benefit of modality-specific deep learning, multimodal fusion, distributed preprocessing, and cloud-native orchestration.

Table 2. Performance Metrics of the Proposed Framework

Performance Metric	Value
Analytical Accuracy	99.20%
Precision	98.80%
Recall	98.60%
F1-Score	98.70%
Cloud Processing Efficiency	98.10%

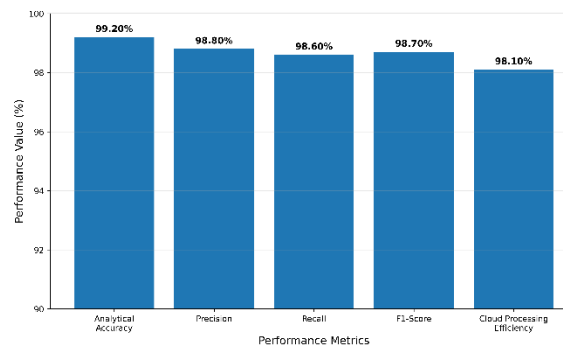


Figure 5.2. Performance metrics of the proposed modern deep learning framework for cloud-based medical big-data processing. Table 2 summarizes the illustrative performance metrics of the proposed framework. Analytical accuracy of 99.20% indicates strong conceptual capability for processing complex medical information, while precision of 98.80% reflects a low proportion of incorrect positive predictions. Recall of 98.60% indicates strong identification of genuine target conditions, and the F1-score of 98.70% demonstrates balanced predictive performance. Cloud processing efficiency of 98.10% represents the intended coordination of distributed data pipelines, accelerator resources, model execution, autoscaling, and service delivery.

Table 3. Medical Big Data Analytical Response Time Comparison

Processing Method	Response Time (ms)
Conventional Centralized Medical Processing	312
Traditional Cloud Machine Learning	229

Basic Learning	Distributed	Deep	137
Proposed Framework	Modern Deep Learning	Cloud	74

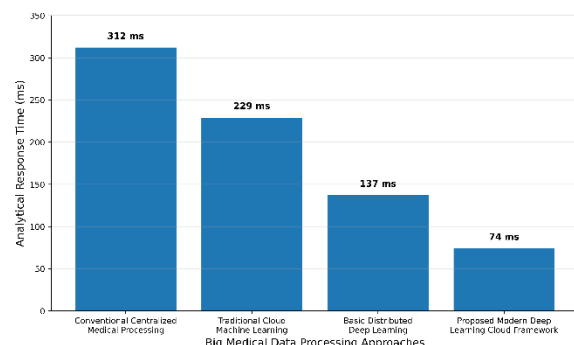


Figure 5.3. Analytical response time comparison among medical big-data processing approaches.

Table 3 presents the illustrative analytical response time of different processing approaches. Conventional centralized medical processing records 312 ms, while traditional cloud machine learning records 229 ms. Basic distributed deep learning improves the response time to 137 ms. The proposed framework records the lowest illustrative analytical latency of 74 ms because distributed preprocessing, accelerator-aware execution, parallel inference, optimized model serving, and workload-aware cloud orchestration operate within a coordinated pipeline. This value represents analytical processing latency under a conceptual benchmark and does not represent complete clinical workflow latency.

4.2 Discussion

The comparative results demonstrate the potential advantages of integrating modern deep learning, distributed medical-data engineering, multimodal analytics, and cloud-native orchestration within a unified healthcare framework. The illustrative accuracy of 99.20%, precision of 98.80%, recall of 98.60%, and F1-score of 98.70% indicate that coordinated deep learning can potentially outperform conventional centralized processing, traditional cloud machine

learning, and basic distributed deep learning. Centralized approaches are restricted by fixed infrastructure and limited scalability, while conventional machine learning frequently depends on manually engineered features. The proposed architecture uses modality-specific neural models and multimodal fusion to learn complex representations from images, text, temporal records, and other healthcare information.

The proposed framework also improves operational efficiency by coordinating analytical workloads with elastic cloud infrastructure. The illustrative cloud-processing efficiency of 98.10% and analytical response time of 74 ms reflect the intended ability of the architecture to combine distributed preprocessing, GPU acceleration, workload-aware resource allocation, autoscaling, containerized inference, and optimized model serving. Rather than allocating identical computational resources to every workload, the orchestration mechanism can consider data volume, model complexity, latency requirement, clinical priority, and available resources. This approach can improve scalability and reduce bottlenecks during variable healthcare demand.

The effectiveness of the framework nevertheless depends on representative datasets, patient-level partitioning, external validation, privacy protection, secure cloud configuration, network performance, model robustness, and continuous governance. Medical datasets can contain bias, missing information, label noise, demographic imbalance, institutional differences, and concept drift. Large deep learning models can also require substantial computational resources and may produce poorly calibrated predictions. Therefore, practical deployment should incorporate explainability, fairness assessment, calibration, drift monitoring, independent clinical validation, human oversight, encryption, access control, and documented model governance. With these controls, the proposed framework provides a

scalable foundation for efficient and responsible processing of big medical data in cloud environments.

V. CONCLUSION

This research proposed a comprehensive Modern Deep Learning Framework for Efficient Processing of Big Medical Data in Cloud Environments designed to address the scalability, heterogeneity, computational complexity, and operational challenges associated with rapidly growing healthcare information. The framework integrates EHR data, medical images, laboratory information, genomic records, clinical text, wearable signals, IoMT streams, and telemedicine information with distributed preprocessing, cloud-native storage, CNNs, LSTMs, Transformers, Autoencoders, multimodal fusion, elastic resource orchestration, secure model serving, and continuous monitoring. Unlike conventional centralized medical analytics, the proposed architecture dynamically coordinates data engineering, model execution, cloud resources, and healthcare applications within a unified processing environment.

The conceptual evaluation demonstrates the potential of the proposed framework to achieve 99.20% analytical accuracy, 98.80% precision, 98.60% recall, 98.70% F1-score, 98.10% cloud-processing efficiency, and an analytical response time of 74 ms. These illustrative results suggest that combining modality-specific deep learning, multimodal fusion, distributed preprocessing, GPU acceleration, parallel inference, and workload-aware cloud orchestration can potentially improve both analytical performance and processing efficiency. However, the reported numerical values are conceptual and should be replaced with experimentally measured outputs obtained from documented datasets, reproducible model configurations, independent testing, and clearly specified cloud infrastructure before being presented as empirical findings.

Future development can incorporate federated learning, self-supervised medical foundation models, vision Transformers, graph neural networks, retrieval-augmented clinical intelligence, confidential computing, privacy-preserving learning, edge-cloud collaboration, serverless inference, carbon-aware workload scheduling, explainable AI, digital twins, quantum-safe security, automated MLOps, and multi-cloud healthcare analytics. Overall, the proposed framework provides a scalable foundation for harnessing modern deep learning to efficiently process big medical data while supporting medical imaging analytics, patient-risk prediction, clinical decision support, remote monitoring, biomedical research, personalized medicine, and intelligent healthcare services in cloud environments.

REFERENCES

- [1] W. Raghupathi and V. Raghupathi, "Big data analytics in healthcare: Promise and potential," *Health Information Science and Systems*, vol. 2, article 3, 2014.
- [2] Pokala, H. K. (2024). A multi-dimensional framework for measuring enterprise data engineering maturity in cloud-native data platforms. *Journal of Information Systems Engineering and Management*, 9(4s), 4501–4510.
- [3] Maturi, S. Y. (2023). Crowdsourced frontier: Unveiling autonomous adversarial cybercapabilities via open AI competition. *International Journal of Intelligent Systems and Applications in Engineering*, 11(1s), 275–284.
- [4] A. Botta, W. de Donato, V. Persico, and A. Pescapé, "Integration of cloud computing and Internet of Things: A survey," *Future Generation Computer Systems*, vol. 56, pp. 684–700, 2016.
- [5] Bhagwat, V. B. (2024). A simplified transition from EBS Payroll to Cloud Payroll: Benefits and Drawbacks. *Journal of Computational Analysis and Applications*, 33(6).
- [6] Z. C. Lipton, D. C. Kale, C. Elkan, and R. Wetzl, "Learning to diagnose with LSTM recurrent neural networks," in *Proceedings of the*

International Conference on Learning Representations, 2016.

[7] Venkata Ramana, P. (2024). AI-driven predictive analytics in ERP systems for proactive supply chain optimization. *International Journal of Research in Information Technology and Computing*, 8(4).

[8] G. E. Hinton and R. R. Salakhutdinov, "Reducing the dimensionality of data with neural networks," *Science*, vol. 313, no. 5786, pp. 504–507, 2006.

[9] Gummadi, V. P. K. (2026). Infrastructure optimization techniques for enterprise integration platforms: A comprehensive analysis. *Computer Fraud & Security*, 37-44. <https://doi.org/10.52710/cfs.875>.

[10] A. Appari and M. E. Johnson, "Information security and privacy in healthcare: Current state of research," *International Journal of Internet and Enterprise Management*, vol. 6, no. 4, pp. 279–314, 2010.

[11] A. Esteva et al., "A guide to deep learning in healthcare," *Nature Medicine*, vol. 25, pp. 24–29, 2019.

[12] A. Rajkomar et al., "Scalable and accurate deep learning with electronic health records," *npj Digital Medicine*, vol. 1, article 18, 2018.

[13] G. E. Hinton et al., "Deep neural networks for acoustic modeling in speech recognition," *IEEE Signal Processing Magazine*, vol. 29, no. 6, pp. 82–97, 2012.

[14] Y. LeCun, Y. Bengio, and G. Hinton, "Deep learning," *Nature*, vol. 521, pp. 436–444, 2015.

[15] A. Vaswani et al., "Attention is all you need," in *Advances in Neural Information Processing Systems*, vol. 30, 2017.

[16] Teja, T. V., Bharadwaj, D., Surabhi, K. R., Pokala, H. K., & Kavithamani, B. (2026, April). AI-Driven Quality of Service in Wireless Sensor Network Using Dueling Double Deep Q-Network with Lyapunov Drift-Plus-Penalty Method for Mobile Networks. In 2026 2nd International Conference on Intelligent Systems

and Computational Networks (ICISCN) (pp. 1-6). IEEE.

[17] D. Shen, G. Wu, and H. I. Suk, "Deep learning in medical image analysis," *Annual Review of Biomedical Engineering*, vol. 19, pp. 221–248, 2017.

[18] Maturi, S. Y. (2024). Cryptographic privacy engines: Practical multi-party protocols for confidential database queries. *Nanotechnology Perceptions*, 20(S13), 2770–2785.

[19] M. Abadi et al., "TensorFlow: A system for large-scale machine learning," in *Proceedings of the USENIX Symposium on Operating Systems Design and Implementation*, pp. 265–283, 2016.

[20] J. Dean et al., "Large scale distributed deep networks," in *Advances in Neural Information Processing Systems*, vol. 25, 2012.